

# Magic Cleaner

Full flexibility

MC150 / MC300

Stainless steel: optimum reworking of TIG weld seams and surfaces.



Clean



Polish




Print

# Why Magic Cleaning?

Stainless steel is protected against external influences by the passive layer. Welding can destroy this layer. Post-weld, the metal exhibits unwanted temper colouration in weld seam area and is therefore prone to corrosion. Desired appearance and long-term stability of the material can only be ensured through professional electrochemical cleaning and passivation.

Our answer is the MagicCleaner series. This innovative technology gives you the ability to treat TIG weld seams and stainless steel surfaces with a minimal exposure time and with no additional passivation process required. In contrast to mechanical or chemical cleaning, there is minimal impact on the material surface.



# Connected by welding | United by passion



## Stainless steel welding

What makes  
CrNi steel corrosion-  
resistant?

Passivity of the metal surface

- Chromium content over 12.5%
- Carbon content under 1.2%

→ - Formation of a thin,  
corrosion-resistant layer

What happens  
during welding?

The passive layer is destroyed

- Temper colouration disrupts the  
supply of oxygen to the surface

→ - Corrosion resistance of  
the material is reduced



We focus on connections –  
between people, industries,  
and metals. Find out  
more here.

[www.fronius.com/welding/aboutus](http://www.fronius.com/welding/aboutus)

# Full Flexibility





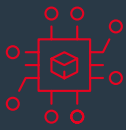
**Cleaning and passivation**  
in a single working step



**Cost-effective**  
electrolyte consumption



**Ready for use**  
in max. 3 steps



**Innovative**  
inverter technology

## MagicCleaner – Your benefits

Our MagicCleaner allows you to clean and passivate TIG weld seams and stainless steel surfaces in a single step.

Whether using the tube screwed onto the cleaning torch or the included 1.8 l tank (MC300), electrolyte consumption can be precisely delivered in a sustainable and resource-conserving manner.

Set-up is quick and easy. All important parameters (operating mode, cleaning performance, electrolyte dosing) are adjustable on the easy-access front panel.

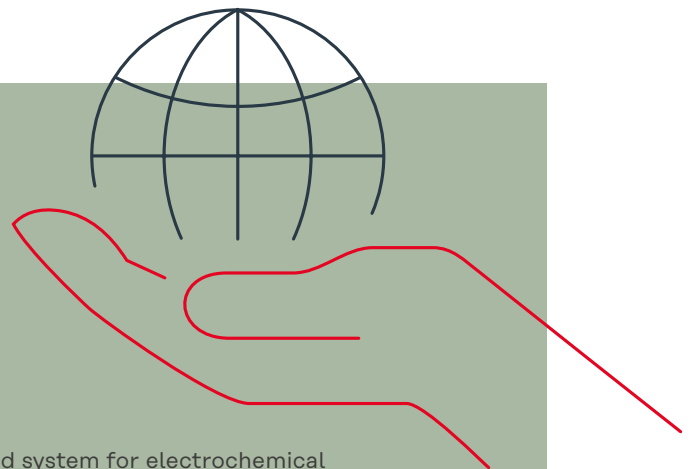
Our inverter technology ensures reduced power consumption for the same output power, resulting in a device that is both energy-efficient and lightweight.

## One device, three functions

### **Clean, polish, print**

Clean and passivate in one step. MagicCleaner is the most advanced system for electrochemical cleaning units. With one machine, you can clean, polish, and inscribe stainless steel. Remove post-weld temper colouration and restore the protective passive layer at the same time.

After cleaning, the polishing process ensures a consistently lustrous surface and improves the steel passivation process. In addition, the MagicCleaner provides the option to permanently inscribe stainless steel surfaces - the perfect alternative to stickers or laser engraving.



# Innov techn logy

## Functions

AC



### 1. Cleaning

The electrochemical cleaning process uses alternating current (AC) and electrolyte fluid to remove post-weld temper colouration and perform passivation.

DC



### 2. Polishing

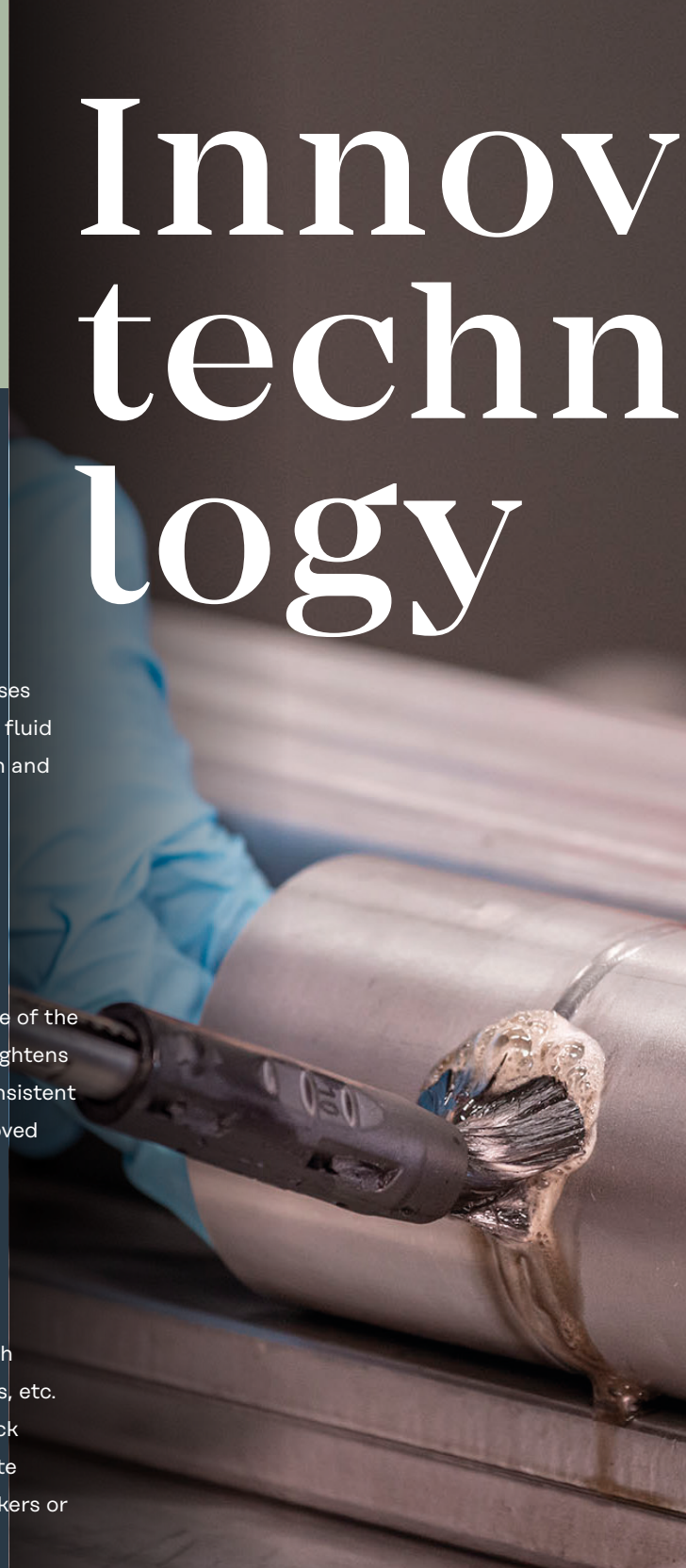
Electrochemical polishing removes some of the base material from the workpiece and lightens surface colouration. This results in a consistent lustre after cleaning, providing an improved passivation process.

AC & DC



### 3. Printing

Permanently inscribe stainless steel with company logos, item numbers, barcodes, etc. Alternating current (AC) is used for black printing and direct current (DC) for white printing - the perfect alternative to stickers or laser engraving.



1.



2.



3.



# ative O –

for the most  
demanding  
requirements



## Properties



### MagicCleaner 150

Ready to use in 2 steps and extremely lightweight at just under 4.5 kg, MagicCleaner 150 is the perfect companion on the construction site or in the workshop.

#### Scope of supply

- Cleaning torch MC150
- Grounding cable 10 mm<sup>2</sup>, 3 m
- Torch holder MC150
- Basic kit: electrodes/brushes/pads



### MagicCleaner 300

This powerful cleaning device includes a patented compressed air blower for intense applications and longer TIG weld seams. Ready to use in just 3 steps.

#### Scope of supply

- Cleaning torch MC300  
(patented compressed air blower)
- Cleaning torch MC150
- Grounding cable 10 mm<sup>2</sup>, 3 m
- Torch holder MC150 & MC300
- Basic kit: electrodes/brushes/pads

Functions/ properties	MagicCleaner 150	MagicCleaner 300
AC cleaning	✓	✓
DC polishing	✓	✓
Printing (AC & DC)	✓	✓
Integrated pump	-	✓
Output	15 A	30 A
Cleaning torch MC150	✓	✓
Cleaning torch MC300	-	✓
Cleaning fluid (contents)	100 ml tube	1.8 l tank
ToolCase 60	✓	-
ToolCase 120	-	✓
ToolBox 210	-	✓
Trolley available	-	✓

# Multi- functional & compact

## Highlights Magic Cleaner 150

- Ready for use in 2 steps
- Lightweight at just under 4.5 kg

### Easy to use

- Direct selection of the desired process

### Small cleaning torch

- Manual electrolyte dosing
- Attachable 100 ml tube

### Torch holder

- For easy securing of pads and storage of the torch

### Housing

- Tried-and-tested robust housing



# Highlights Magic Cleaner 300

- Ready to use in 3 steps
- Integrated 1.8 l tank
- Cleaning torch with patented compressed air blow out system and automatic cleaning agent supply



## Easy to use

- Direct selection of the desired process
- Power adjustment
- Integrated 1.8 l tank
- Liquid pump (automatic/manual)

## Powerful cleaning torch

- Patented compressed air blow out system and automatic cleaning agent supply

## Torch holder

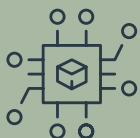
- For storage of the torch incl. drip tray

## Housing

- Tried-and-tested robust housing



## MagicCleaner 150 and 300:



### Inverter technology

- Weight reduction
- Energy-saving



### Existing certifications

- CE, UKCA, UL/CSA, CCC, EAC, AUS/NZ

# Accessories

Accessories for  
the MagicCleaner  
range



**ToolCase 60**  
Transport box

Compact transport box for  
the MagicCleaner 150



**ToolCase 120**  
Transport box

Spacious transport box for  
the MagicCleaner 300



**ToolBox 210**  
Tool box

Practical tool box installs under  
the MagicCleaner 300



**TU Car 2 Easy**  
Trolley

For flexible transport of  
the MagicCleaner 300



**Clean**  
Brushes

A wide variety of brushes to choose from for welded pipes, undercuts, sharp edges or complex shapes



**Cleaning and polishing**  
Pads and electrodes

Various pads and electrodes for linear weld seams, corner welds, T-joints or butt welds



**Cleaning, polishing and printing**  
Electrolytes and neutraliser

Electrolytes for cleaning, polishing or printing as well as a neutraliser (for neutralising the electrolytes and avoiding build-up on the edges)



**Print set**  
Electrolytes, pads, electrodes

Complete printing set for inscribing surfaces with logos, item numbers, barcodes, etc. in black or white. Individual films are available upon request.

# Technical data

	MagicCleaner 150	MagicCleaner 150 MV	MagicCleaner 300	MagicCleaner 300 MV
Mains voltage -15 / +10%	230 V / 50–60 Hz	100–110 V / 50–60 Hz	230 V / 50–60 Hz	100–110 V / 50–60 Hz
Mains fuse protection (slow-blow)	6.3 A	6.3 A	10 A	10 A
Maximum primary power	500 VA	500 VA	1000 VA	1000 VA
Output current	0–15 A	0–15 A	0–30 A	0–30 A
Output voltage	0–30 V	0–30 V	0–30 V	0–30 V
Output power	450 W	450 W	900 W	900 W
Open circuit voltage	30 V	30 V	30 V	30 V
Discharge rate	Manual	Manual	1–3.6 l/h	1–3.6 l/h
Cleaning agent capacity	100 ml tube	100 ml tube	1.8 l tank	1.8 l tank
Dimensions l / w / h	365 / 130 / 285 mm	365 / 130 / 285 mm	558 / 210 / 369 mm	558 / 210 / 369 mm
Weight	4.5 kg	4.5 kg	14 kg	14 kg

## Extend warranty



### Register your cleaning device

and extend your warranty.

<https://www.fronius.com/pw/product-registration>



### Further information

on MagicCleaner products  
can be found here:

<https://www.fronius.com/magiccleaner>

**Fronius Canada Ltd.**  
2875 Argenta Road, Units 3, 4, 5 & 6  
Mississauga, ON L5N 8G6  
Canada  
T +1 905 288-21 00  
F +1 905 288-21 01  
sales.canada@fronius.com  
www.fronius.ca

**Fronius USA LLC**  
6797 Fronius Drive  
Portage, IN 46368  
USA  
T +1 877 FRONIUS  
sales.usa@fronius.com  
www.fronius-usa.com

**Fronius UK Limited**  
Maidstone Road, Kingston  
Milton Keynes, MK10 0BD  
United Kingdom  
T +44 1908 512 300  
F +44 1908 512 329  
info-uk@fronius.com  
www.fronius.co.uk

**Fronius International GmbH**  
Froniusplatz 1  
4600 Wels  
Austria  
T +43 7242 241-0  
F +43 7242 241-95 39 40  
sales@fronius.com  
www.fronius.com